











Solid, liquid, gas

Grade 2 Science Worksheet



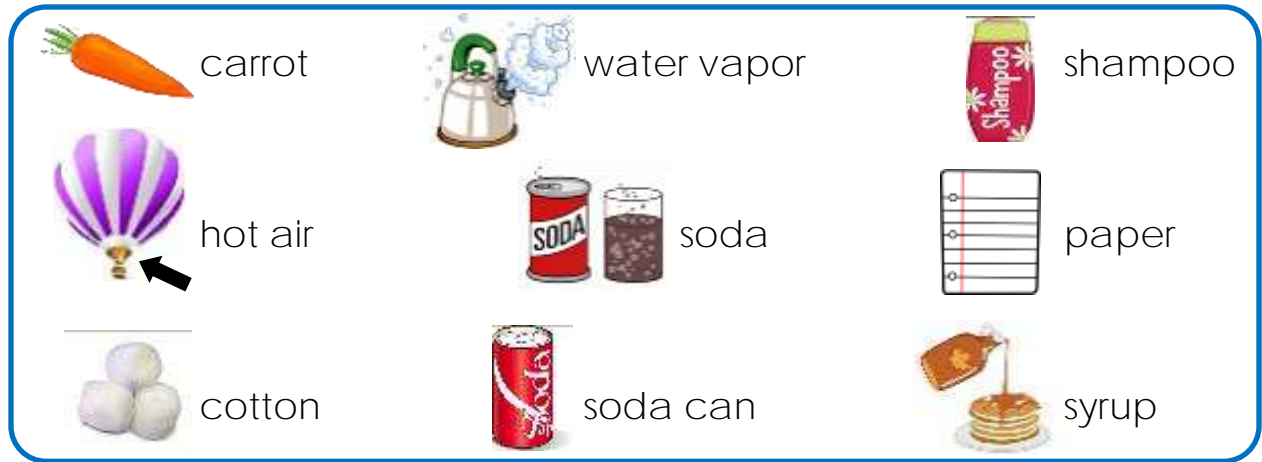
Solids keep their shape.
 Liquids take the shape of their container.
 Gases spread out to fill the space they are in.

Write each item in the correct column.
Then write your own example of each.

 carrot	 water vapor	 shampoo
 hot air	 soda	 paper
 cotton	 soda can	 syrup

<u>solid</u>	<u>liquid</u>	<u>gas</u>

Answers



<u>solid</u>	<u>liquid</u>	<u>gas</u>
carrot	shampoo	water vapor
paper	soda	hot air
cotton	syrup	
soda can		