







Weather graph

Grade 1 Science Worksheet

Each day, mark an X in the boxes matching the weather.

	1	2	3	4	5	6	7	8	9	10	Total
											
											
											
											
											
											

Answer the following questions:

How many days were sunny? _____

How many days were rainy? _____

How many days were windy? _____

How many days were cloudy? _____

What type of weather happened the most? _____

What type of weather happened the least? _____