

Short vowel word building

Grade 1 Phonics Worksheet

Use the letter bank to fill in the blanks. Use each vowel once.


The letters **a**, **e**, **i**, **o** and **u** are vowels.


Letter Bank:


e ~~a~~ a a e u a u a





c	a	t
---	---	---


	<table border="1" style="border-collapse: collapse; text-align: center;"> <tr> <td style="width: 30px; height: 30px;">t</td> <td style="width: 30px; height: 30px;"></td> <td style="width: 30px; height: 30px;">n</td> </tr> </table>	t		n
t		n		


	<table border="1" style="border-collapse: collapse; text-align: center;"> <tr> <td style="width: 30px; height: 30px;">b</td> <td style="width: 30px; height: 30px;"></td> <td style="width: 30px; height: 30px;">t</td> </tr> </table>	b		t
b		t		


	<table border="1" style="border-collapse: collapse; text-align: center;"> <tr> <td style="width: 30px; height: 30px;">j</td> <td style="width: 30px; height: 30px;"></td> <td style="width: 30px; height: 30px;">m</td> </tr> </table>	j		m
j		m		

	<table border="1" style="border-collapse: collapse; text-align: center;"> <tr> <td style="width: 30px; height: 30px;">r</td> <td style="width: 30px; height: 30px;"></td> <td style="width: 30px; height: 30px;">n</td> </tr> </table>	r		n
r		n		

	<table border="1" style="border-collapse: collapse; text-align: center;"> <tr> <td style="width: 30px; height: 30px;">n</td> <td style="width: 30px; height: 30px;"></td> <td style="width: 30px; height: 30px;">t</td> </tr> </table>	n		t
n		t		


	<table border="1" style="border-collapse: collapse; text-align: center;"> <tr> <td style="width: 30px; height: 30px;">m</td> <td style="width: 30px; height: 30px;"></td> <td style="width: 30px; height: 30px;">t</td> </tr> </table>	m		t
m		t		

	<table border="1" style="border-collapse: collapse; text-align: center;"> <tr> <td style="width: 30px; height: 30px;">h</td> <td style="width: 30px; height: 30px;"></td> <td style="width: 30px; height: 30px;">t</td> </tr> </table>	h		t
h		t		


	<table border="1" style="border-collapse: collapse; text-align: center;"> <tr> <td style="width: 30px; height: 30px;">w</td> <td style="width: 30px; height: 30px;"></td> <td style="width: 30px; height: 30px;">g</td> </tr> </table>	w		g
w		g		

Answers


Letter Bank:
~~e~~ ~~a~~ ~~a~~ ~~a~~ ~~e~~ ~~u~~ ~~a~~ ~~u~~ ~~a~~




t	e	n
---	---	---




b	a	t
---	---	---




j	a	m
---	---	---




r	u	n
---	---	---




n	e	t
---	---	---



m	a	t
---	---	---



h	u	t
---	---	---



w	a	g
---	---	---