


# Blend sounds

## Grade 1 Phonics Worksheet

Draw a line to connect the beginning sound to the rest of the word. Then write the word.



gl


- obe
- abe
- ate

\_\_\_\_\_

\_\_\_\_\_

\_\_\_\_\_

globe



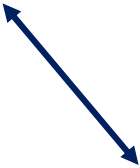
l

- ock
- osh
- och

\_\_\_\_\_

\_\_\_\_\_

\_\_\_\_\_




l

- ish
- ine
- ave

\_\_\_\_\_

\_\_\_\_\_

\_\_\_\_\_




s

- ing
- inh
- int

\_\_\_\_\_

\_\_\_\_\_

\_\_\_\_\_




t

- iad
- oad
- oud

\_\_\_\_\_

\_\_\_\_\_

\_\_\_\_\_



f


- ure
- ore
- ire

\_\_\_\_\_

\_\_\_\_\_

\_\_\_\_\_


Answers



gl

obe  
abe  
ate


globe



l

ock  
osh  
och


lock



l

ish  
ine  
ave


line



s

ing  
inh  
int


sing



t

iad  
oad  
oud

toad



f

ure  
ore  
ire

fire