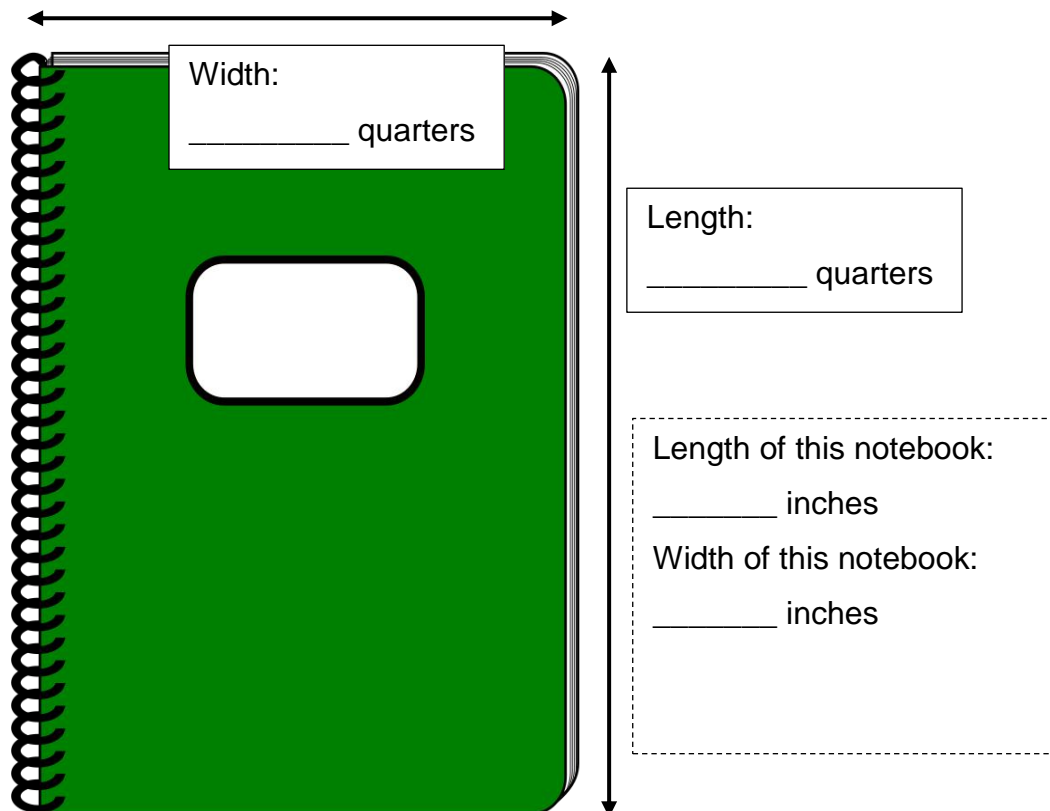
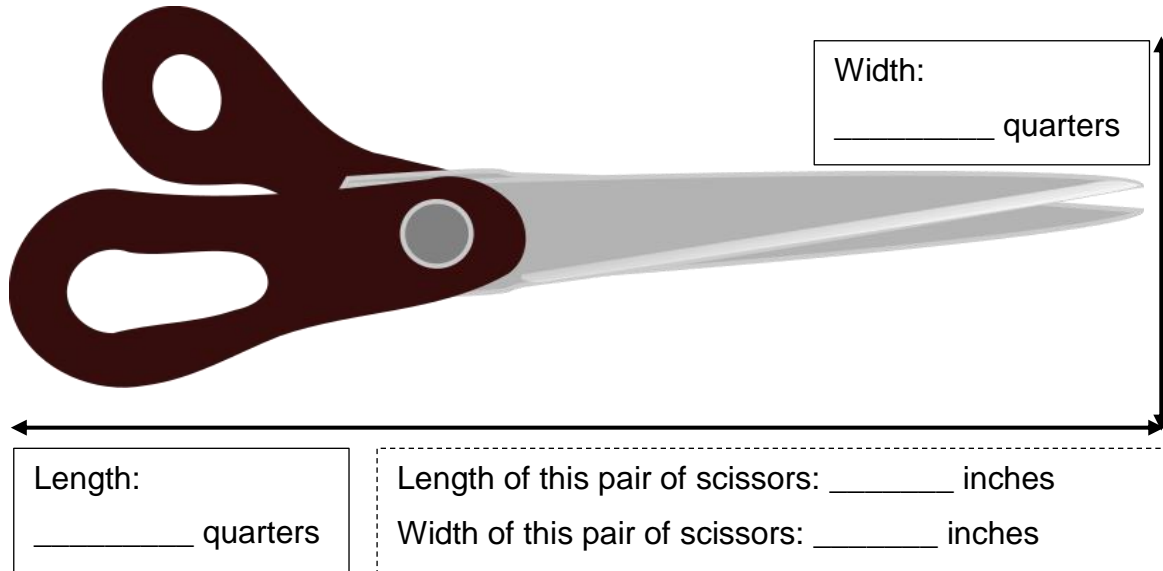
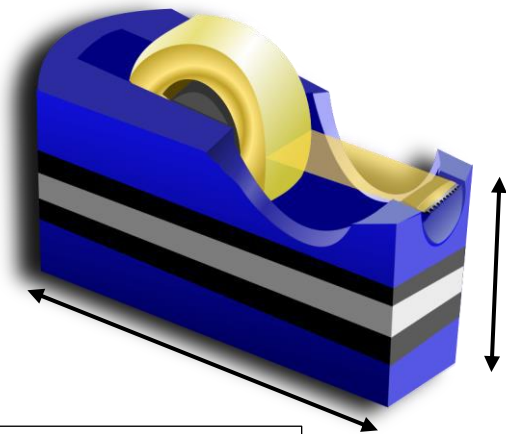


Using a benchmark to estimate lengths (inches)

Grade 2 Measurement Worksheet

Use quarters (real ones or cut-outs from the end of this worksheet) as a benchmark to measure the following objects. Then estimate the length of these objects in inches. **Each quarter is about 1 inch wide.**





Height:
_____ quarters

Length:
_____ quarters

Length of this tape dispenser:
_____ inches
Height of this tape dispenser:
_____ inches



Width:
_____ quarters

Length:
_____ quarters

Length of this book mark:
_____ inches
Width of this book mark:
_____ inches

Cut out the rows of quarters along the dotted line.



Answers

Pair of Scissors

Width: 2 quarters
Length: 6 quarters
Width: 2 inches
Length: 6 inches

Notebook

Width: 3 quarters
Length: 4 quarters
Width: 3 inches
Length: 4 inches

Tape Dispenser

Height: 1 quarters
Length: 2 quarters
Height: 1 inches
Length: 2 inches

Bookmark

Width: 1 quarters
Length: 5 quarters
Width: 1 inches
Length: 5 inches