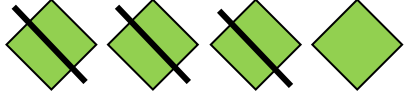








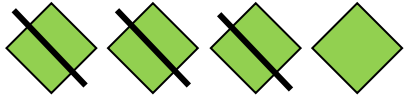
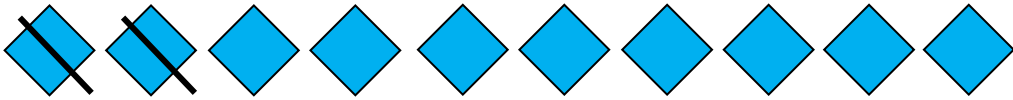

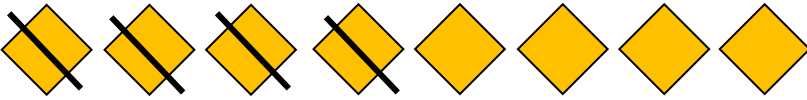



# Subtraction using pictures

## Grade 1 Subtraction Worksheet

Count the circles. Write the total. Then, cross out circles according to the equation, and write the difference.

 $4 - 3 = \underline{1}$	Total: <u>4</u>
 $10 - 2 = \underline{\quad}$	Total: <u>        </u>
 $7 - 5 = \underline{\quad}$	Total: <u>        </u>
 $8 - 4 = \underline{\quad}$	Total: <u>        </u>
 $3 - 2 = \underline{\quad}$	Total: <u>        </u>
 $6 - 1 = \underline{\quad}$	Total: <u>        </u>
 $9 - 3 = \underline{\quad}$	Total: <u>        </u>

## Answers

 $4 - 3 = \underline{1}$	Total: <u>4</u>
 $10 - 2 = \underline{8}$	Total: <u>10</u>
 $7 - 5 = \underline{2}$	Total: <u>7</u>
 $8 - 4 = \underline{4}$	Total: <u>8</u>
 $3 - 2 = \underline{1}$	Total: <u>3</u>
 $6 - 1 = \underline{5}$	Total: <u>6</u>
 $9 - 3 = \underline{6}$	Total: <u>9</u>