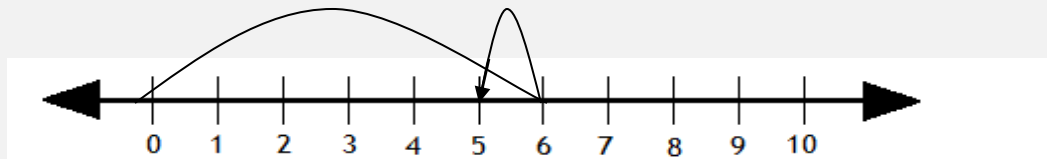


Subtracting using number lines

Grade 1 Subtraction Worksheet

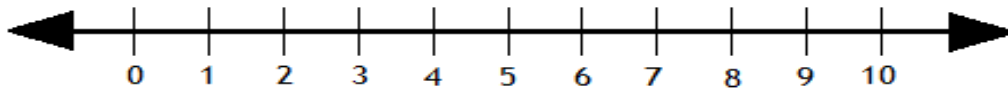
Subtract by drawing hops on the number line.

Example:



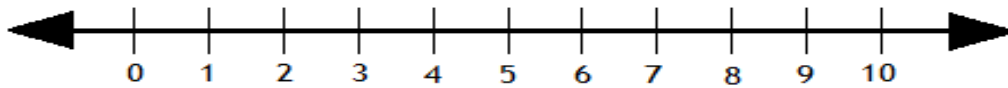
$$6 - 1 = \boxed{5}$$

1.



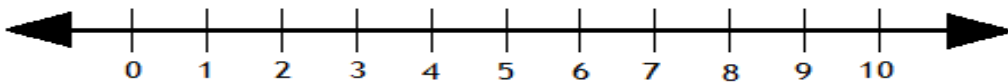
$$7 - 3 = \boxed{}$$

2.



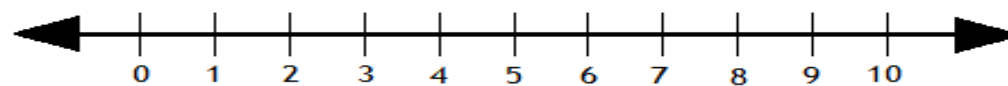
$$8 - 2 = \boxed{}$$

3.



$$4 - 3 = \boxed{}$$

4.



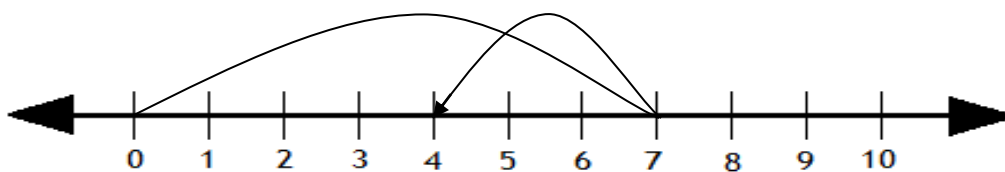
$$9 - 6 = \boxed{}$$

Subtracting using number lines

Grade 1 Subtraction Worksheet

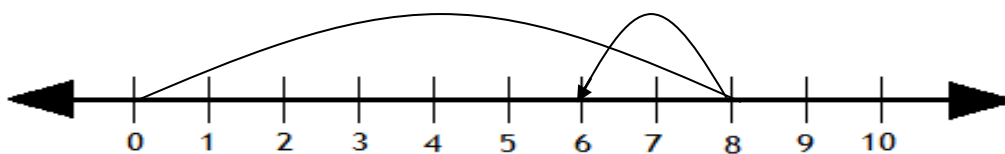
Answers

1.



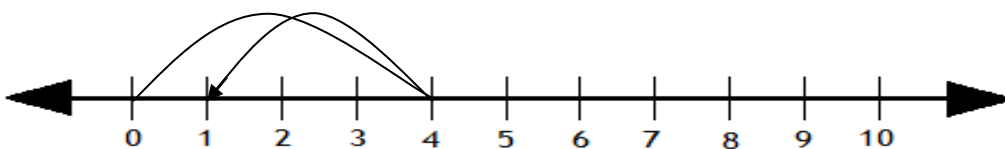
$$7 - 3 = \boxed{4}$$

2.



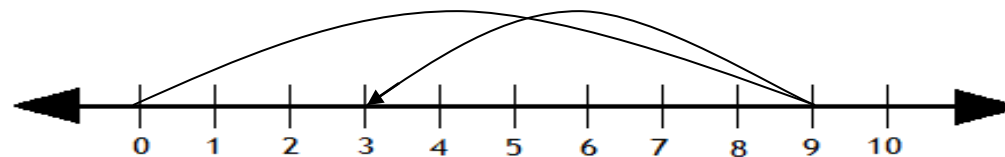
$$8 - 2 = \boxed{6}$$

3.



$$4 - 3 = \boxed{1}$$

4.



$$9 - 6 = \boxed{3}$$