




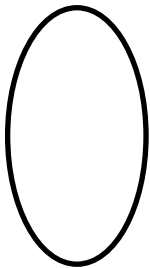
Scaling shapes

Grade 1 Geometry Worksheet

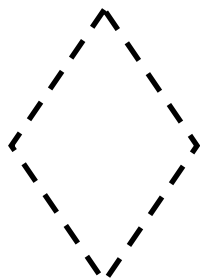
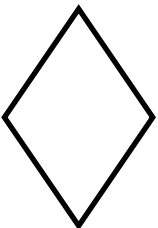
Draw 3 more squares by making the first square bigger or smaller.



Draw 3 more ovals by making the first oval bigger or smaller.




Draw 3 more diamonds by making the first diamond bigger or smaller.



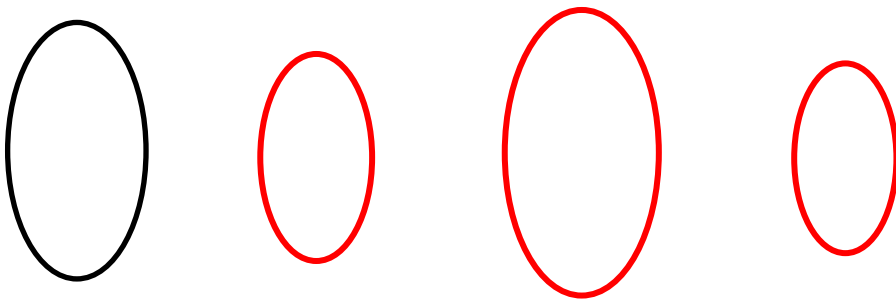
Now, draw one more of each shape both scaled and rotated.

Answers


Draw 3 more squares by making the first square bigger or smaller.



Draw 3 more ovals by making the first oval bigger or smaller.



Draw 3 more diamonds by making the first diamond bigger or smaller.



Now, draw one more of each shape both scaled and rotated.

