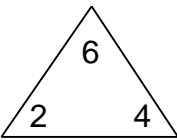


Fact families

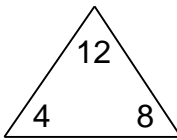
Grade 1 Subtraction Worksheet

Complete each family of facts.

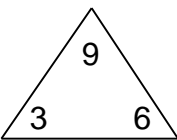
1.

				
	+		=	
	+		=	
	-		=	
	-		=	

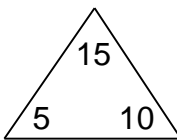
2.

				
	+		=	
	+		=	
	-		=	
	-		=	

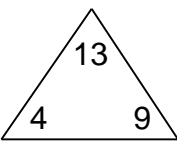
3.

				
	+		=	
	+		=	
	-		=	
	-		=	

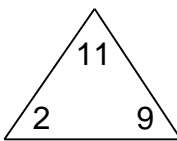
4.

				
	+		=	
	+		=	
	-		=	
	-		=	

5.

				
	+		=	
	+		=	
	-		=	
	-		=	

6.

				
	+		=	
	+		=	
	-		=	
	-		=	

Fact families

Grade 1 Subtraction Worksheet

Complete each family of facts.

1.

6		
2	4	

2	+	4	=	6
4	+	2	=	6
6	-	2	=	4
6	-	4	=	2

2.

12		
4	8	

4	+	8	=	12
8	+	4	=	12
12	-	4	=	8
12	-	8	=	4

3.

9		
3	6	

3	+	6	=	9
6	+	3	=	9
9	-	3	=	6
9	-	6	=	3

4.

15		
5	10	

5	+	10	=	15
10	+	5	=	15
15	-	5	=	10
15	-	10	=	5

5.

13		
4	9	

4	+	9	=	13
9	+	4	=	13
13	-	4	=	9
13	-	9	=	4

6.

11		
2	9	

2	+	9	=	11
9	+	2	=	11
11	-	2	=	9
11	-	9	=	2