

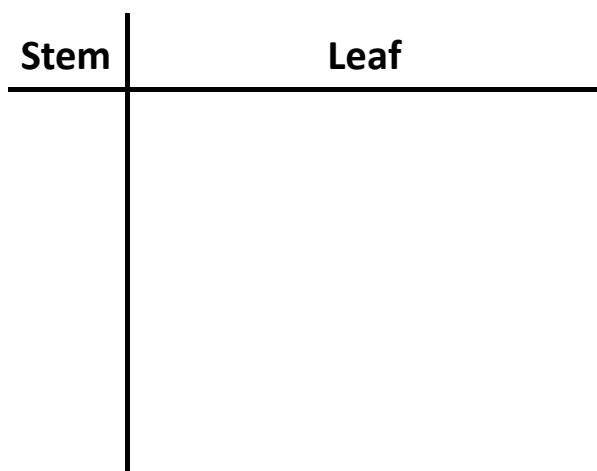
Stem-and-leaf plots

Grade 4 Data Worksheet

Make stem-and-leaf plots of the following data:

1) The scores of the Grade 4 pupils in their English test last week are given below.


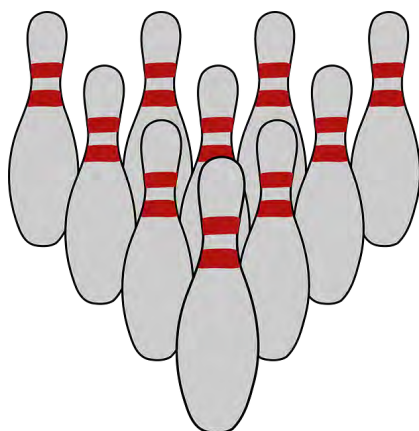
12 31 29 52 47 20 58 43
 46 23 51 14 55 34 23 35



Key: 4 | 3 = _____

2) A bowler's score for her 10 games in the competition are shown below.

209 191 218 228 206 218 213 227 218 207



Key: 21 | 3 = _____

Stem-and-leaf plots

Grade 4 Data Worksheet

Answers:

1) The scores of the Grade 4 pupils in their English test last week are given below.

12 31 29 52 47 20 58 43
 46 23 51 14 55 34 23 35

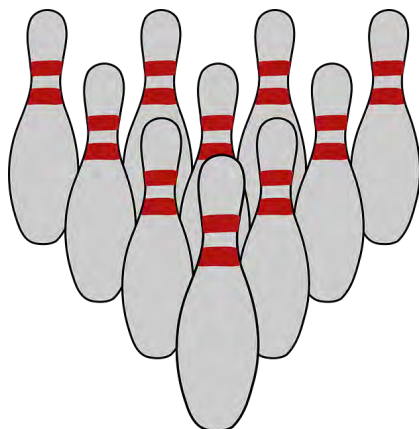
Stem	Leaf			
1	2	4		
2	0	3	3	9
3	1	4	5	
4	3	6	7	
5	1	2	5	8



Key: 4 | 3 = score of 43

2) A bowler's score for her 10 games in the competition are shown below.

209 191 218 228 206 218 213 227 218 207



Stem	Leaf			
19	1			
20	6	7	9	
21	3	8	8	8
22	7	8		

Key: 21 | 3 = score of 213