








# End sounds

## Kindergarten Phonics Worksheet

Write the end sound for each picture.  
Use each letter once.

d t l n g x p b

<input data-bbox="115 905 240 1020" type="text"/> 	<input data-bbox="829 905 954 1020" type="text"/> 
<input data-bbox="115 1199 240 1314" type="text"/> 	<input data-bbox="829 1199 954 1314" type="text"/> 
<input data-bbox="115 1503 240 1619" type="text"/> 	<input data-bbox="829 1503 954 1619" type="text"/> 
<input data-bbox="115 1808 240 1923" type="text"/> 	<input data-bbox="829 1808 954 1923" type="text"/> 