


Creative drama - setting

Kid's Theatre and Plays Worksheet


The setting is where the story takes place. It is usually on a stage or in a large space in the front of a room. The setting for *Little Red Riding Hood* takes place at Little Red Riding Hood's house with her mother, through the woods to Grandmother's house, and at Grandmother's house where the story ends.

Draw and color the settings for *Little Red Riding Hood*.


1. Inside Little Red Riding Hood's house (Little Red Riding Hood is helping her mother put together the basket of goodies for Grandmother).

A large, empty rounded rectangular box with a black border, intended for the student to draw the setting for the first scene of the play.


2. On the path through the woods (Little Red Riding Hood is walking through the woods on her way to Grandmother's house).

A large, empty rounded rectangular box with a black border, intended for drawing or writing a response to the first prompt.

3. At Grandmother's house (Little Red Riding Hood is talking to Grandmother who is in bed. Remember, this is really the wolf. Grandmother is tied up in the closet).

A large, empty rounded rectangular box with a black border, intended for drawing or writing a response to the second prompt.

4. At Grandmother's house (The woodcutter has come to the rescue. The wolf runs off. Grandmother is freed from the closet. The characters — the woodcutter, Grandmother, and Little Red Riding Hood — eat the goodies from the basket and live happily ever after).

A large, empty rounded rectangle with a black border, intended for drawing or writing.