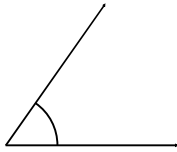


Classifying angles (acute / obtuse / right)


Grade 6 Geometry Worksheet

Measure the angle with a protractor. Is it acute, obtuse or a right angle?

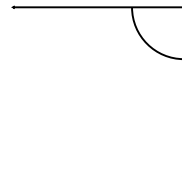
1.



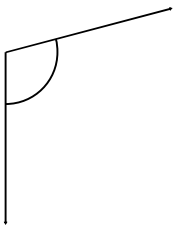
2.



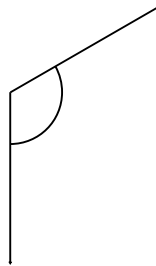
3.



4.



5.



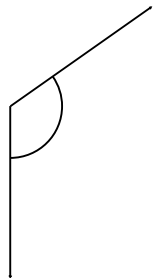
6.



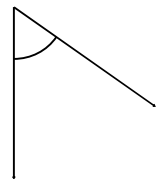
7.



8.



9.

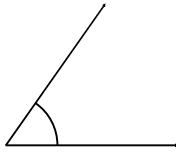


Classifying angles (acute / obtuse / right)

Grade 6 Geometry Worksheet


Measure the angle with a protractor. Is it acute, obtuse or a right angle?

1.



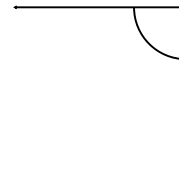
55° Acute

2.



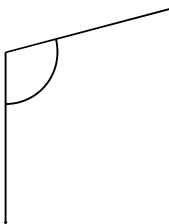
20° Acute

3.



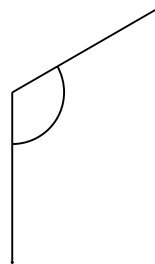
90° Right

4.



105° Obtuse

5.



120° Obtuse

6.




35° Acute

7.



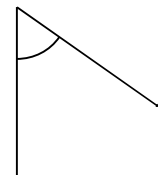
165° Obtuse

8.



125° Obtuse

9.



55° Acute