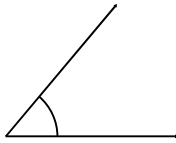


Classifying angles (acute / obtuse / right)

Grade 6 Geometry Worksheet

Measure the angle with a protractor. Is it acute, obtuse or a right angle?

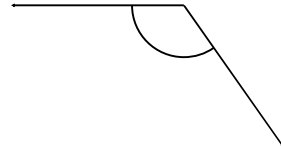
1.



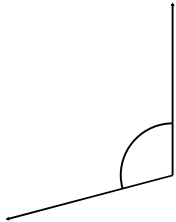
2.



3.



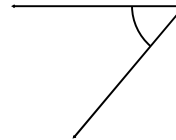
4.



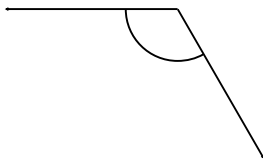
5.



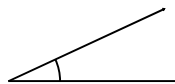
6.



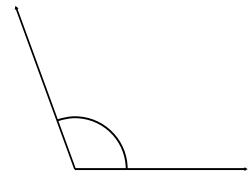
7.



8.



9.

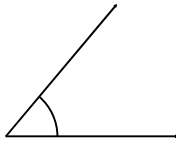


Classifying angles (acute / obtuse / right)

Grade 6 Geometry Worksheet

Measure the angle with a protractor. Is it acute, obtuse or a right angle?

1.



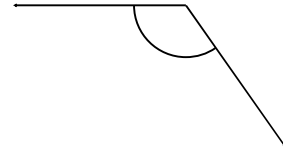
50° Acute

2.



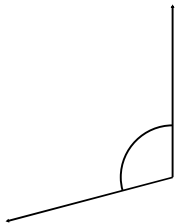
155° Obtuse

3.



125° Obtuse

4.



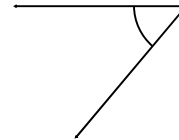
105° Obtuse

5.



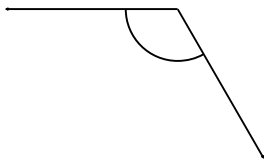
155° Obtuse

6.



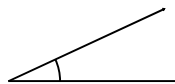
50° Acute

7.



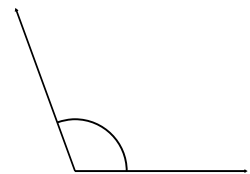
120° Obtuse

8.



25° Acute

9.



110° Obtuse