

Identify simple machines

Grade 1 Science Worksheet


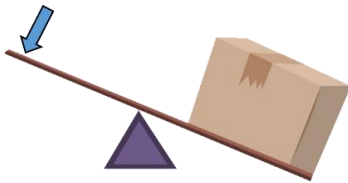
Write in the names of the machines.

wheel

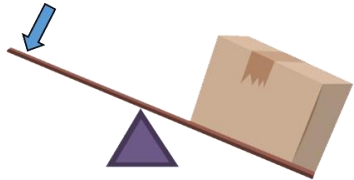
lever

wedge

screw



Answers



lever



screw




wheel



wedge



screw



lever