



Prediction

Reading Comprehension Worksheet

Practice




A parent or tutor should read to the student and help the student to record their answers.

~~~~~  
 Making a **prediction** is guessing *what happened next*.  
 ~~~~~

Listen to what happened, and then pick the picture that shows *what happened next*.




- Alexander went to his friend's birthday party and ate a big dish of cake and ice cream. He drank two glasses of juice. After he got home, he ate a lot candy from the birthday piñata.

Circle the picture that shows *what happened next*.

		
<p>Alexander played with his dad's pocket watch.</p>	<p>Alexander felt sick.</p>	<p>Alexander felt dizzy.</p>

2. Billy worked on the science experiment with his partner Diane. Then the teacher told all the students to come back to the big table by the chalkboard. The teacher asked if someone could explain what happened in the experiment.

Circle the picture that shows *what happened next*.

		
<p>Billy and Diane worked on the science experiment.</p>	<p>Billy asked another student for help with the experiment.</p>	<p>Billy raised his hand, because he knew the answer.</p>

3. Billy drew a picture showing what happened in the science experiment. His teacher gave him a gold star, for good work. Billy put his picture in his backpack. When Billy got home, his mom asked him about his day at school.

What do you think *happened next*? What is your **prediction**?

4. Billy's mom asked him about the science experiment. She asked him if he had worked with a partner.

What do you think *happened next*? What is your **prediction**?

Answer Key

1. Alexander felt sick.
2. Billy raised his hand, because he knew the answer.
3. Accept any reasonable answer, such as, Alexander showed his picture to his mom.
4. Accept any reasonable answer, such as, Alexander told his mom that Diane was his partner for the experiment.