
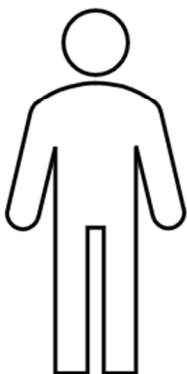
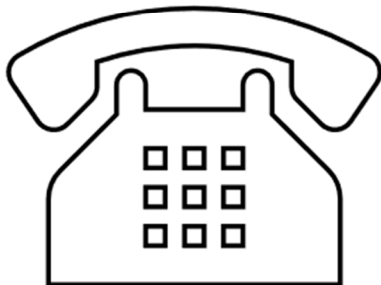





Lines of symmetry

Grade 3 Geometry Worksheet

Draw the line of symmetry which cuts the following shapes in half.
Hint: Some shapes can be cut in more than one way.



Answers

