

## Which month comes in which season?

### Grade 2 Time Worksheet

Place each month in the correct season.

**September, February, January, August,  
December, March, July, October, April,  
June, May, November**

Spring



Summer






Fall



Winter



## Answers

<p><b><u>Spring</u></b></p> <p><b>March</b></p> <p><b>April</b></p> <p><b>May</b></p> 	<p><b><u>Summer</u></b></p> <p><b>June</b></p> <p><b>July</b></p> <p><b>August</b></p> 
<p><b><u>Fall</u></b></p> <p><b>September</b></p> <p><b>October</b></p> <p><b>November</b></p> 	<p><b><u>Winter</u></b></p> <p><b>December</b></p> <p><b>January</b></p> <p><b>February</b></p> 