


Making ten

Kindergarten Addition Worksheet

Draw more fruit until they add up to 10.

 $+$ $=$

10

 $+$ $=$

10

 $+$ $=$

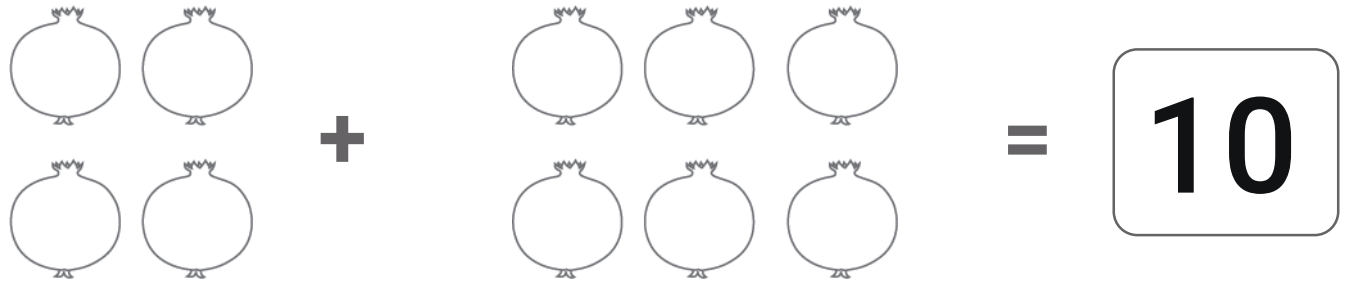
10

 $+$ $=$

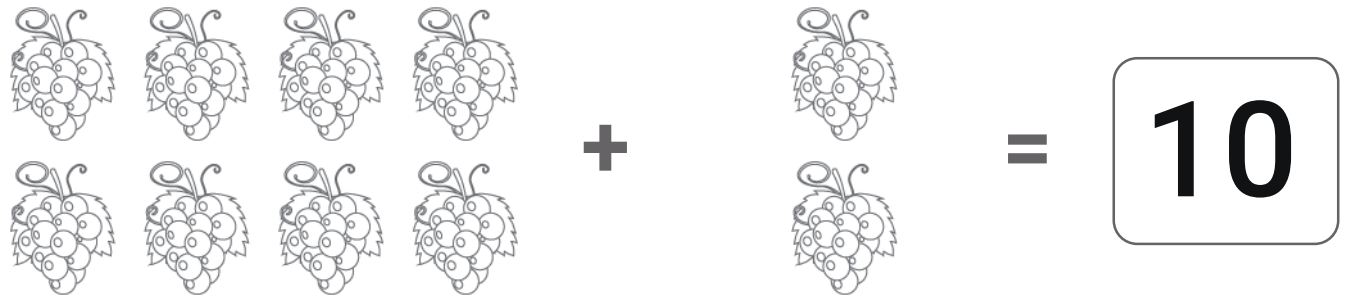
10

Making ten

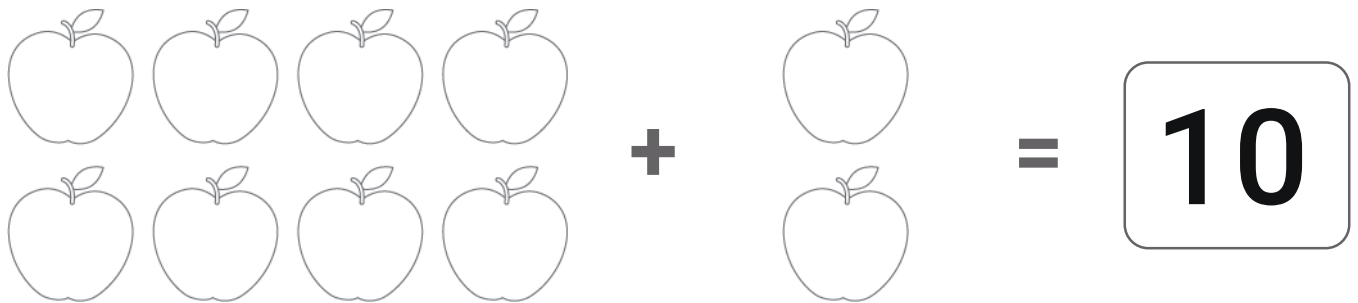
Answers:



A visual equation showing 4 pomegranates in two rows of two, followed by a plus sign, 6 pomegranates in two rows of three, followed by an equals sign, and the number 10 in a rounded square box.



A visual equation showing 8 bunches of grapes in two rows of four, followed by a plus sign, 2 bunches of grapes in one column, followed by an equals sign, and the number 10 in a rounded square box.



A visual equation showing 8 apples in two rows of four, followed by a plus sign, 2 apples in one column, followed by an equals sign, and the number 10 in a rounded square box.



A visual equation showing 6 peaches in two rows of three, followed by a plus sign, 4 peaches in two rows of two, followed by an equals sign, and the number 10 in a rounded square box.